

### Electrical Specifications

Nominal Voltage	12,8 V
Nominal Capacity	100 Ah
Capacity at 25 A	240 min
Energy	1280 Wh
Resistance	≤ 20 mΩ @ 50 % SOC
Self Discharge	< 3% / month
Cell Type	IFR26650EC - LiFePO <sub>4</sub>

### Discharge Specifications

Discharge Current	100 A
Peak Discharge Current	200 A (3 s)
BMS Discharge Cut-Off Current	300 A ± 10 A (31 ms)
Recommended Low Voltage Disconnect	11 V
BMS Discharge Cut-Off Voltage	>8 V (50 ~ 150 ms)
Reconnect Voltage	>10 V (2.5 V / Cell)
Short Circuit Protection	200 ~ 600 μs

### Charge Specifications

Recommended Charge Current	20 A
Maximum Charge Current	100 A
Recommended Charge Voltage	14.6 V
BMS Charge Cut-Off Voltage	<15.4 V (3.85 V/Cell)
Reconnect Voltage	>14.6 V (3.65 V/Cell)
Balancing Voltage	<14.4 V (3.6 V/Cell)
Maximum Batteries in Series	4

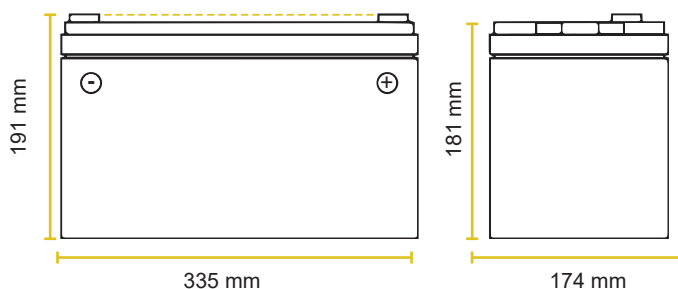
### Mechanical Specifications

Measurements (L x W x H)	335 x 174 x 191 mm
Approx. Weight	12.80 kg
Terminal Type	M8
Terminal Torque	9 ~ 11 Nm
Case Material	ABS
Enclosure Protection	IP65

### Temperature Specifications

Discharge Temperature	-20 ~ 55 °C
Charge Temperature	0 ~ 45 °C
Storage Temperature	-5 ~ 35 °C
BMS High Temperature Cut-Off	65 °C
Reconnect Temperature	55 °C

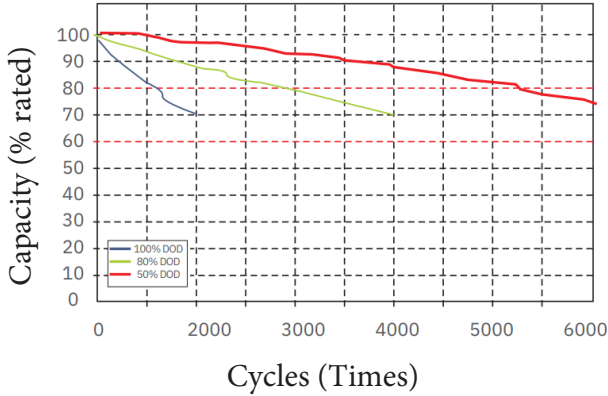
### Measurements



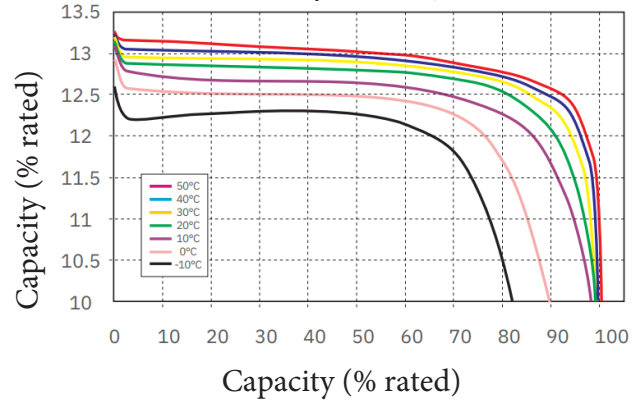
### Compliance

Certifications	CE (Battery) UN38.3 (Battery) RoHS
Shipping Classification	UN 3480, CLASS 9

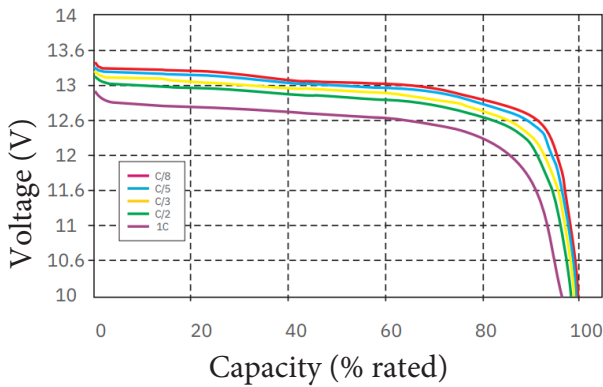
Cycle Life vs. Depth of Discharge (DOD) Discharge 0.5C / Charge 0.5C (25°C)



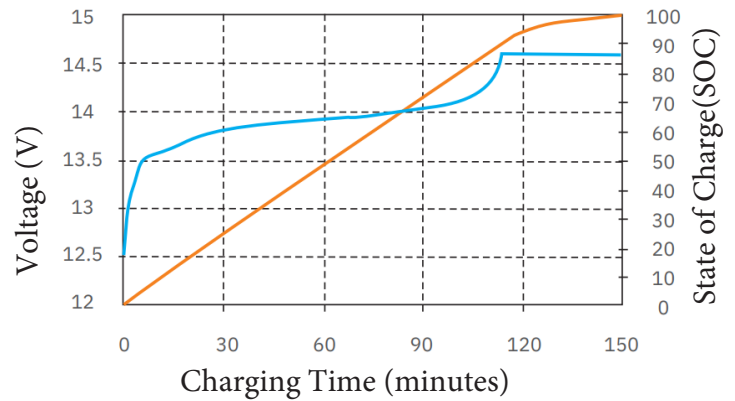
Discharge Voltage Profiles at 0.5C Discharge Rate (Various Ambient Temperatures)



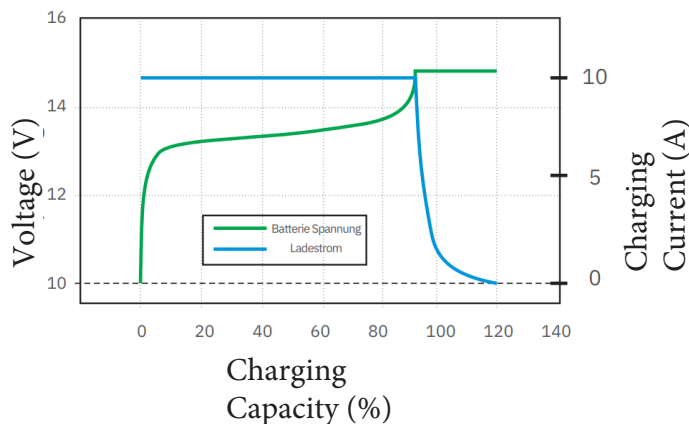
Discharge Voltage Profiles at Various Rates (25°C Ambient Temperature)



Typical Voltage and SOC Profiles at 0.5C Charging (25°C Ambient Temperature)



Charging Characteristics (0.5C at 20°C)



Constant Power Discharge Characteristics (25°C Ambient Temperature)

