



### Electrical Specifications

Nominal Voltage	12.8 V
Nominal Capacity	150 Ah
Capacity	@ 25 A 360 min
Energy	1920 Wh
Resistance	≤ 50 mΩ @ 50 % SOC
Self Discharge	<3% / Month
Cell Type	LiFePO <sub>4</sub>

### Discharge Specifications

Max. Continuous Discharge Current	150 A
Peak Discharge Current	300 A (≈ 2 s)
BMS Discharge Cut-Off Current	375 A (50 ms)
Recommended Low Voltage Disconnect	11 V
BMS Discharge Cut-Off Voltage	10.4 V
Reconnect Voltage	10.8 V
Short Circuit Protection	200 to 600 μs

### Charge Specifications

Recommended Charge Current	35 A
Maximum Charge Current	150 A
Recommended Charge Voltage	14.6 V
BMS Charge Cut-Off Voltage	<15.4 V (0.5 to 1.5 s)
Reconnect Voltage	> 14.6 V
Balancing Voltage	< 14.4 V
Maximum Batteries in Series	4

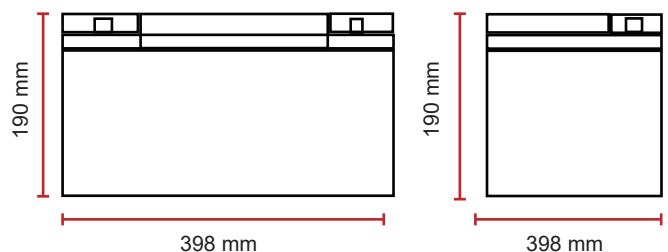
### Mechanical Specifications

Measurements (L × W × H)	398 x 175 x 190 mm
Approx. Weight	16.80 kg
Terminal Type	Round
Terminal Torque	9 ~ 11 N m
Case Material	ABS
Enclosure Protection	IP65

### Temperature Specifications

Discharge Temperature	-20 ~ 60 °C
Charge Temperature	0 ~ 45 °C
Storage Temperature	-5 ~ 35 °C
BMS High Temperature Cut-Of	65 °C
Reconnect Temperature	48 °C

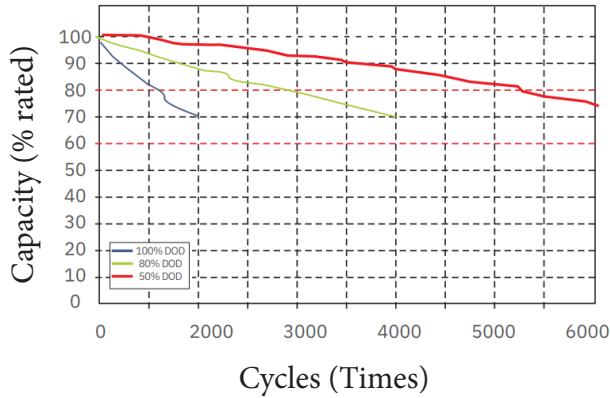
### Measurements



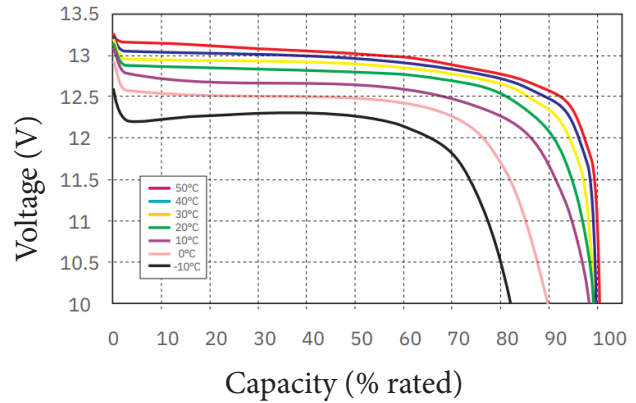
### Compliance

Certifications	CE (Battery) UN38.3 (Battery) RoHS
Shipping Classification	UN 3480, CLASS 9

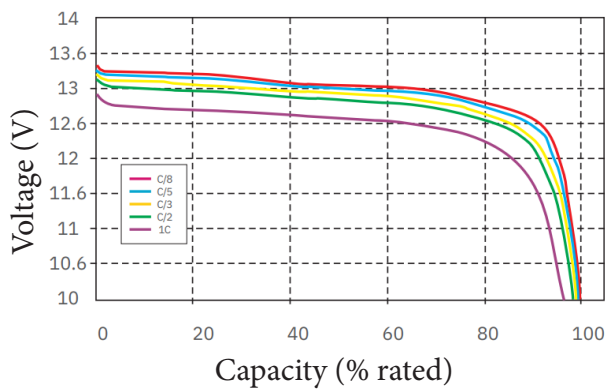
Cycle Life vs. Depth of Discharge (DOD)  
Discharge 0.5C / Charge 0.5C (25°C)



Discharge Voltage Profiles at 0.5C Discharge Rate



Discharge Voltage Profiles at Various Rates  
(25°C Ambient Temperature)



Charging Characteristics (0.5C at 20°C)

